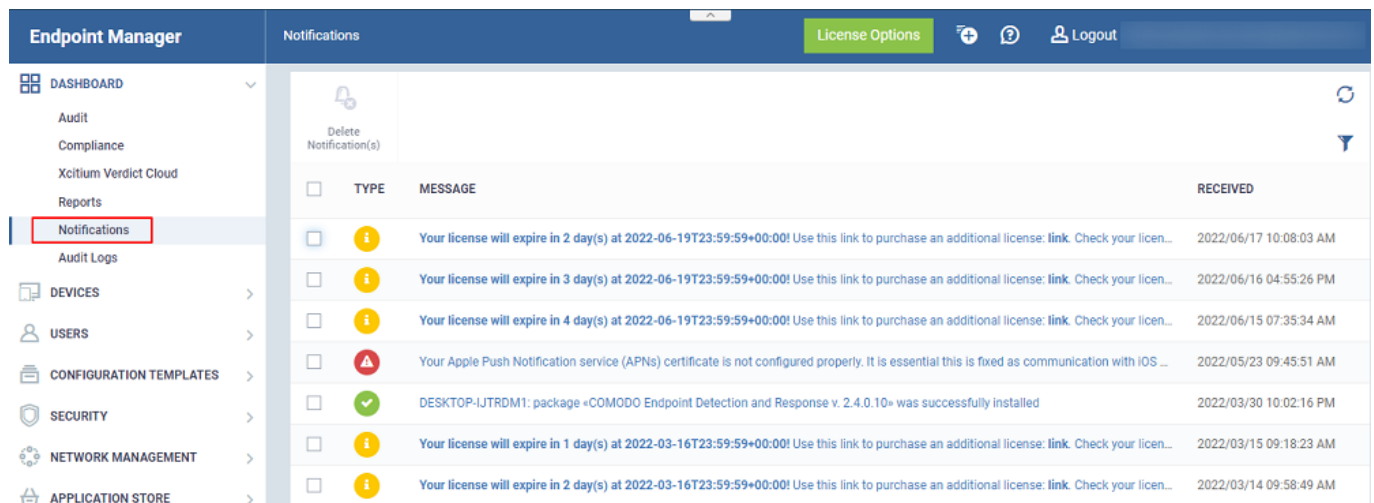


How to filter notifications in Endpoint Manager portal

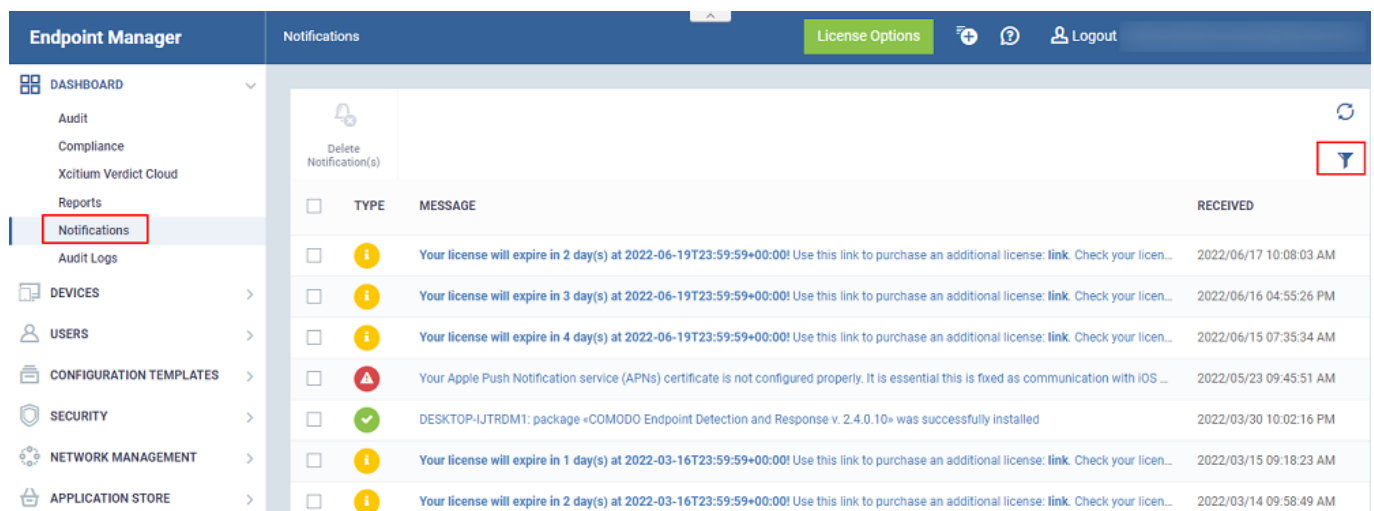
This feature allows the admin to filter the notifications generated in Endpoint Manager as per their need. Please refer below steps to use it effectively.

Step 1: Go to **Endpoint Manager**→**DASHBOARD** → **Notifications** to see all the notifications generated in Endpoint Manager.



	TYPE	MESSAGE	RECEIVED
<input type="checkbox"/>		Your license will expire in 2 day(s) at 2022-06-19T23:59:59+00:00! Use this link to purchase an additional license: link . Check your licen...	2022/06/17 10:08:03 AM
<input type="checkbox"/>		Your license will expire in 3 day(s) at 2022-06-19T23:59:59+00:00! Use this link to purchase an additional license: link . Check your licen...	2022/06/16 04:55:26 PM
<input type="checkbox"/>		Your license will expire in 4 day(s) at 2022-06-19T23:59:59+00:00! Use this link to purchase an additional license: link . Check your licen...	2022/06/15 07:35:34 AM
<input type="checkbox"/>		Your Apple Push Notification service (APNs) certificate is not configured properly. It is essential this is fixed as communication with IOS ...	2022/05/23 09:45:51 AM
<input type="checkbox"/>		DESKTOP-IJTRDM1: package «COMODO Endpoint Detection and Response v. 2.4.0.10» was successfully installed	2022/03/30 10:02:16 PM
<input type="checkbox"/>		Your license will expire in 1 day(s) at 2022-03-16T23:59:59+00:00! Use this link to purchase an additional license: link . Check your licen...	2022/03/15 09:18:23 AM
<input type="checkbox"/>		Your license will expire in 2 day(s) at 2022-03-16T23:59:59+00:00! Use this link to purchase an additional license: link . Check your licen...	2022/03/14 09:58:49 AM

Step 2: Click "Table filter" as shown below. The notifications can be filtered using their **Type** **Message** or **Received Date**.



	TYPE	MESSAGE	RECEIVED
<input type="checkbox"/>		Your license will expire in 2 day(s) at 2022-06-19T23:59:59+00:00! Use this link to purchase an additional license: link . Check your licen...	2022/06/17 10:08:03 AM
<input type="checkbox"/>		Your license will expire in 3 day(s) at 2022-06-19T23:59:59+00:00! Use this link to purchase an additional license: link . Check your licen...	2022/06/16 04:55:26 PM
<input type="checkbox"/>		Your license will expire in 4 day(s) at 2022-06-19T23:59:59+00:00! Use this link to purchase an additional license: link . Check your licen...	2022/06/15 07:35:34 AM
<input type="checkbox"/>		Your Apple Push Notification service (APNs) certificate is not configured properly. It is essential this is fixed as communication with IOS ...	2022/05/23 09:45:51 AM
<input type="checkbox"/>		DESKTOP-IJTRDM1: package «COMODO Endpoint Detection and Response v. 2.4.0.10» was successfully installed	2022/03/30 10:02:16 PM
<input type="checkbox"/>		Your license will expire in 1 day(s) at 2022-03-16T23:59:59+00:00! Use this link to purchase an additional license: link . Check your licen...	2022/03/15 09:18:23 AM
<input type="checkbox"/>		Your license will expire in 2 day(s) at 2022-03-16T23:59:59+00:00! Use this link to purchase an additional license: link . Check your licen...	2022/03/14 09:58:49 AM



Step 3: Filtering options

a) Types - There are five types available in the filtering options. They are explained below

i)Success - This type will list all the successful activities of **Endpoint Manager** and it is notified by a green tick mark.

ii)Warning - If any warning event occurs in Endpoint Manager, in the notification bar it is notified by a yellow color mark.

iii) Error - If an error is received, it is notified by a red alert mark.

iv) Blocker - When a blocker is found out by the Endpoint Manager, it is notified by the yellow color in the notifications.

v) Support - If any support is provided by the Endpoint Manager, it is notified by the yellow color mark.

b) Message

Type the Message to filter the appropriate notifications as shown below.

c) Received












Type the **Start date** and **End date** to filter notifications from a particular period of their Received time.

For Example, A sample filter is given below.

The screenshot shows the 'Endpoint Manager' interface. On the left is a sidebar menu with options: DASHBOARD, Audit, Compliance, Xcitium Verdict Cloud, Reports, Notifications (highlighted with a red box), Audit Logs, DEVICES, USERS, CONFIGURATION TEMPLATES, SECURITY, NETWORK MANAGEMENT, APPLICATION STORE, APPLICATIONS, LICENSE MANAGEMENT, and SETTINGS. The main area is titled 'Notifications' and contains a table with columns 'TYPE' and 'MESSAGE'. The table lists various notifications, including license expiration warnings and security alerts. A filter overlay is visible on the right side of the table. It has three sections: 'Type' with radio buttons for Success, Warning (selected and highlighted with a red box), Error, Blocker, and Support; 'Message' with a text input field containing the word 'license'; and 'Received' with two date pickers, the first showing '2022/07/18' and the second showing '2022/08/01' (both highlighted with a red box).

After applying a filter, it will list the filtered notifications.



<input type="checkbox"/>	TYPE	MESSAGE	RECEIVED
<input type="checkbox"/>		Your license will expire in 2 day(s) at 2022-06-19T23:59:59+00:00! Use this link to purchase an additional license: link . Check your license ...	2022/06/17 10:08:03 AM
<input type="checkbox"/>		Your license will expire in 3 day(s) at 2022-06-19T23:59:59+00:00! Use this link to purchase an additional license: link . Check your license ...	2022/06/16 04:55:26 PM
<input type="checkbox"/>		Your license will expire in 4 day(s) at 2022-06-19T23:59:59+00:00! Use this link to purchase an additional license: link . Check your license ...	2022/06/15 07:35:34 AM
<input type="checkbox"/>		Your license will expire in 1 day(s) at 2022-03-16T23:59:59+00:00! Use this link to purchase an additional license: link . Check your license ...	2022/03/15 09:18:23 AM
<input type="checkbox"/>		Your license will expire in 2 day(s) at 2022-03-16T23:59:59+00:00! Use this link to purchase an additional license: link . Check your license ...	2022/03/14 09:58:49 AM
<input type="checkbox"/>		Your license will expire in 1 day(s) at 2022-02-12T23:59:59+00:00! Use this link to purchase an additional license: link . Check your license ...	2022/02/11 12:44:04 PM
<input type="checkbox"/>		Your license will expire in 3 day(s) at 2022-02-12T23:59:59+00:00! Use this link to purchase an additional license: link . Check your license ...	2022/02/09 07:42:43 AM
<input type="checkbox"/>		Your license will expire in 0 day(s) at 2022-01-05T23:59:59+00:00! Use this link to purchase an additional license: link . Check your license ...	2022/01/05 08:54:50 AM
<input type="checkbox"/>		Your license will expire in 2 day(s) at 2022-01-05T23:59:59+00:00! Use this link to purchase an additional license: link . Check your license ...	2022/01/03 09:11:01 AM
<input type="checkbox"/>		Monitor "Recommended Performance Monitoring" has been executed on device DESKTOP-5L4K2DQ	2021/12/08 01:16:42 AM
<input type="checkbox"/>		Malware on the Windows device!	2021/12/06 06:19:58 AM