

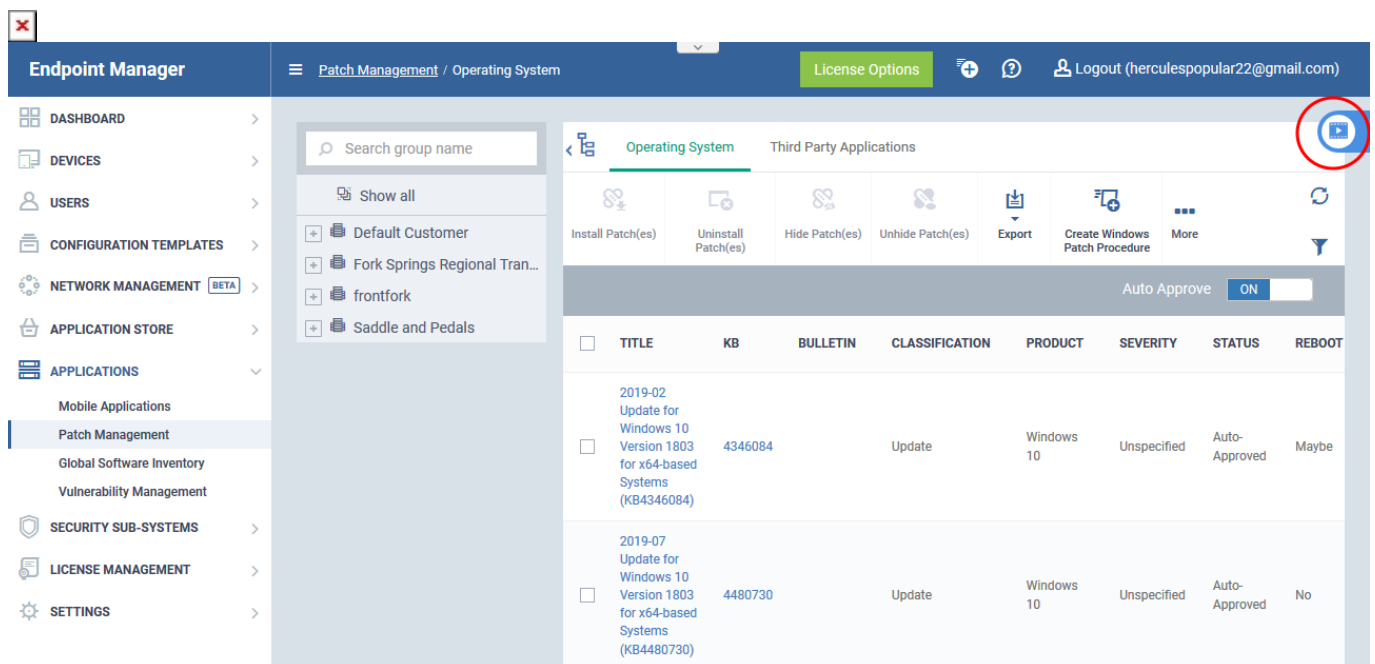
How to view help videos on patch management

Open Endpoint Manager > click 'Applications' > 'Patch Management'.

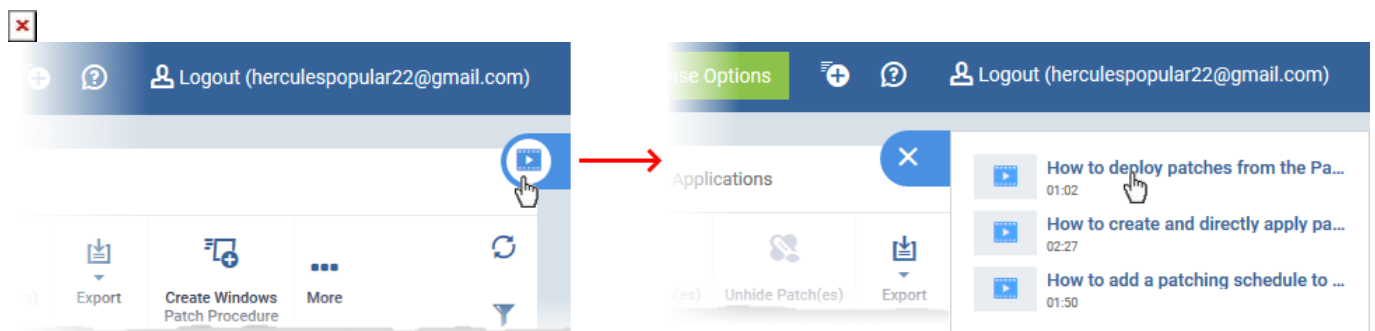
- Endpoint Manager features help videos that guide you on various patch management tasks
- You can view them from the patch management interface

Open the videos

- Login to Comodo One / Dragon Portal
- Click 'Applications' > 'Endpoint Manager'
- Click 'Applications' on the left then 'Patch Management'



- Click the slider at top-right
- It contains links to help videos on various patch management tasks:






- Select the task you need help with.

The video plays in a pop-up window:





-  **How to deploy patches from the Pa...**
01:02
-  **How to create and directly apply pa...**
02:27
-  **How to add a patching schedule to ...**
01:50