

# How to view release notes and announcements

- Release notes outline the new features, improvements and bug-fixes in a specific version of Comodo One / Dragon

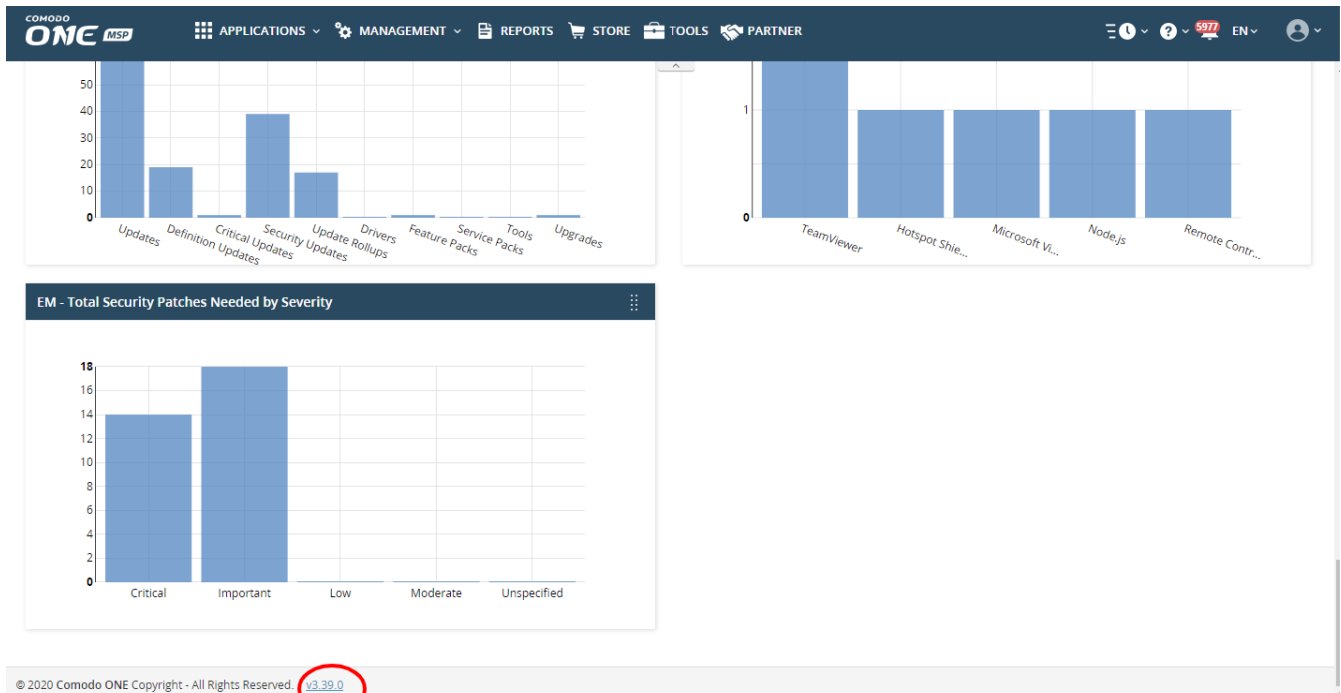
[View release notes](#)

[View announcements](#)

## **View release notes**

- Login to Xcitium
- Scroll to the bottom of the dashboard
- Click the version number in the footer:





Comodo One > Release Notes













## Release Notes

v3.39.0 - 30.04.2020		>
v3.38.0 - 16.03.2020		>
v3.37.0 - 21.01.2020		>
v3.36.0 - 10.12.2019		>
v3.35.0 - 15.10.2019		>



The menu page shows release notes for all previously released versions, with the current version at the top.

- Click the arrows on the right to view the full notes for the version:

## Release Notes

v3.39.0 - 30.04.2020	 	
v3.38.0 - 16.03.2020	 	
v3.37.0 - 21.01.2020	 	
v3.36.0 - 10.12.2019	 	

## Release Notes

v3.39.0 - 30.04.2020  

### Endpoint Manager

#### Endpoint Manager Core

#### New Features

- Public API sharing - Must Have Items Part 2

We are releasing the following APIs as Part 2 of our project to release our common APIs to the public:

- Procedures
- Monitors
- Alerts

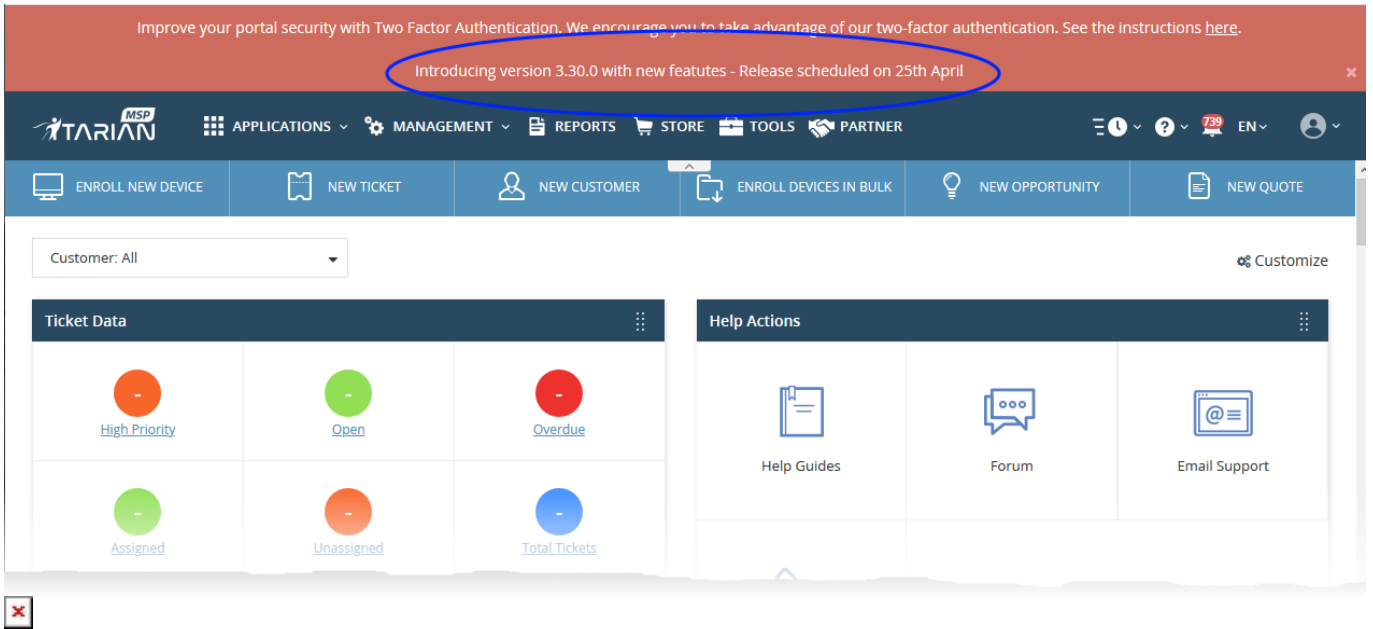
These join last month's release of our APIs for users, devices, and device group properties.

- Mark Duplicate Devices by MAC address

### View announcements

- Login to Xcitium

The orange banner at the top shows announcements about upcoming releases and scheduled outages:



- Click the banner to view the full announcement.